

#### ■ We Can! 登場人物の名前

みょう字と名前の最初は大文字だよ。



Takada Kosei

みょう字と名前の間は少しスペースをあけよう。



Yamamoto Saki

ぼくの場合は名前、みょう字の順だよ。



John Wilson

#### ■ 自分の名前を書く練習をしよう。

Blank handwriting practice lines for writing names.





JANUARY



FEBRUARY



MARCH



APRIL



MAY



JUNE



JULY



AUGUST



SEPTEMBER



OCTOBER



NOVEMBER






DECEMBER

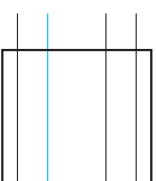
1st	2nd	3rd	4th	5th
6th	7th	8th	9th	10th
11th	12th	13th	14th	15th
16th	17th	18th	19th	20th
21st	22nd	23rd	24th	25th
26th	27th	28th	29th	30th
31st				

HAPPY BIRTHDAY

To



APPY


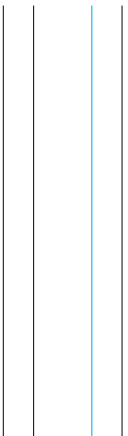
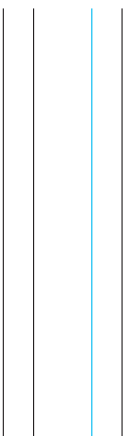


IRTHDAY!

From

やまおり

やまおり



やまおり

やまおり

We Can! 1 Unit 2



有名人のBIRTHDAY一覧表 (1)



Tokugawa Ieyasu




31st

January



Ishikawa Kasumi




23rd

February



Graham Bell




6th

March



H. C. Andersen



2nd

April



F. Nightingale




12th

May



Kawabata Yasunari



11th

June

# Unit 2

## Unit 2-4

### 有名人のBIRTHDAY一覧表 (2)



William S. Clark



July

31st



Napoleon Bonaparte



August

15th



Yamanaka Shinya



September

4th



Alfred Nobel



October

21st



Noguchi Hideyo



November

9th



Ludwig V. Beethoven



December

17th

1. お手本をよく見て，高さや形に気を付けて書こう。

A A A A

H H H H

I I I I

M M M M

2. 自分で練習しよう。

① \_\_\_\_\_  
\_\_\_\_\_

② \_\_\_\_\_  
\_\_\_\_\_

③ \_\_\_\_\_  
\_\_\_\_\_

④ \_\_\_\_\_  
\_\_\_\_\_

⑤ \_\_\_\_\_  
\_\_\_\_\_



1. お手本をよく見て，高さや形に気を付けて書こう。

Y Y Y Y

V V V V

X X X X

W W W W

T T T T

2. 自分で練習しよう。

① \_\_\_\_\_  
\_\_\_\_\_  
\_\_\_\_\_

② \_\_\_\_\_  
\_\_\_\_\_  
\_\_\_\_\_

③ \_\_\_\_\_  
\_\_\_\_\_  
\_\_\_\_\_

④ \_\_\_\_\_  
\_\_\_\_\_  
\_\_\_\_\_

⑤ \_\_\_\_\_  
\_\_\_\_\_  
\_\_\_\_\_

1. お手本をよく見て，高さや形に気を付けて書こう。

F F F F

N N N N

L L L L

K K K K

E E E E

2. 自分で練習しよう。

① \_\_\_\_\_  
\_\_\_\_\_

② \_\_\_\_\_  
\_\_\_\_\_

③ \_\_\_\_\_  
\_\_\_\_\_

④ \_\_\_\_\_  
\_\_\_\_\_

⑤ \_\_\_\_\_  
\_\_\_\_\_

1. お手本をよく見て，高さや形に気を付けて書こう。

Z Z Z Z

G G G G

D D D D

B B B B

2. 自分で練習しよう。

① \_\_\_\_\_

② \_\_\_\_\_

③ \_\_\_\_\_

④ \_\_\_\_\_

\_\_\_\_\_

\_\_\_\_\_

\_\_\_\_\_

\_\_\_\_\_

\_\_\_\_\_

\_\_\_\_\_

\_\_\_\_\_

\_\_\_\_\_

⑤ \_\_\_\_\_

\_\_\_\_\_

\_\_\_\_\_

\_\_\_\_\_

1. お手本をよく見て，高さや形に気を付けて書こう。

O O O O

J J J J

C C C C

P P P P

2. 自分で練習しよう。

① \_\_\_\_\_

② \_\_\_\_\_

③ \_\_\_\_\_

④ \_\_\_\_\_

⑤ \_\_\_\_\_

1. お手本をよく見て，高さや形に気を付けて書こう。

S S S S

Q Q Q Q

U U U U

R R R R

2. 自分で練習しよう。

① \_\_\_\_\_

② \_\_\_\_\_

③ \_\_\_\_\_

④ \_\_\_\_\_

\_\_\_\_\_

\_\_\_\_\_

\_\_\_\_\_

\_\_\_\_\_

\_\_\_\_\_

\_\_\_\_\_

\_\_\_\_\_

\_\_\_\_\_

⑤ \_\_\_\_\_

\_\_\_\_\_

\_\_\_\_\_

\_\_\_\_\_

# Unit 3

Unit 3-1

## 教科ビンゴシート

Grade

Class

Name

What do you have on

曜日カード

?

Let's Play the Bingo Game!

教科カード		

# Unit 3

## Unit 3-2

### オリジナル時間わり

Grade

Class

Name

### オリジナル時間わり

# Unit 4

## Unit 4-1

### 発表

Grade

Class

Name

■ 友だちの発表を聞いてわかったことを書いてみよう。

Blank writing area for the first activity.


■ 友だちの発表でよかったことを書いてみよう。

Blank writing area for the second activity.




### Let's Read and Write

例にならって書いてみよう。




I get up at 6:00.

I  at : .




get up



eat breakfast



go to school



eat lunch



go home



do my homework



take a bath




eat dinner




go to bed

例にならって書いてみよう。


I always do my homework at 6:00.




I  do my homework at .




always



usually



sometimes



never

### Let's Read and Write


Grade

Class

Name

例にならって書いてみよう。

I sometimes wash the dishes.



I


---




---




---




always



usually




get the newspaper




take out the garbage




walk my dog



sometimes




never



wash the dishes



clean my room




---



---



---

Let's Read and Write

Hello!

My name is Hikari.

I get up at 6:30.

I always wash the dishes.

Thank you.



Hikari

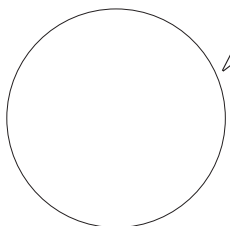
Hello!

My name is .

I  at .

I  .

Thank you.



Me

# Unit 4

## Unit 4-6


### Let's Read and Write



always



usually



sometimes



never




get up



eat breakfast



go to school



eat lunch



go home



do my homework



take a bath



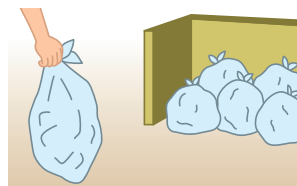
eat dinner



go to bed



get the newspaper



take out the garbage



walk my dog



wash the dishes



clean my room

1. 大文字のとなりに高さや形に気を付けて小文字を書こう。

Cc      Oo      Ss

2. 小文字を書こう。



c c c c c



o o o o o



s s s s s

3. 聞こえたアルファベットの小文字を書こう。

①                      ②                      ③                      ④                      ⑤

\_\_\_\_\_

\_\_\_\_\_

\_\_\_\_\_

abcdefghijklmnopqrstuvwxyz

# Unit 4

## Unit 4-8

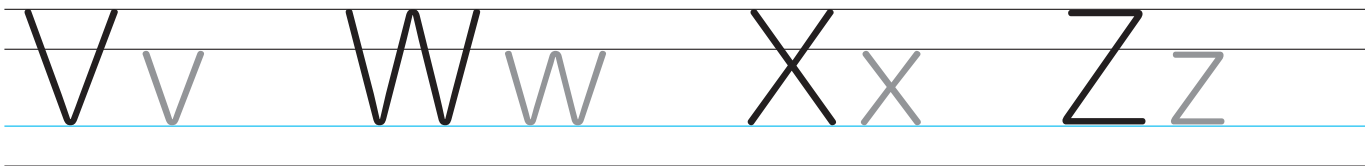
### Sounds and Letters

Grade

Class

Name

1. 大文字のとなりに高さや形に気を付けて小文字を書こう。



2. 小文字を書こう。



v v v v v



w w w w w



x x x x x



z z z z z

3. 聞こえたアルファベットの小文字を書こう。

①	②	③	④	⑤
_____	_____	_____	_____	_____
_____	_____	_____	_____	_____
_____	_____	_____	_____	_____

a b c d e f g h i j k l m n o p q r s t u v w x y z

# Unit 4

## Unit 4-9

### Sounds and Letters

Grade


Class

Name


1. 大文字のとなりに高さや形に気を付けて小文字を書こう。

Aa Ee Uu

2. 小文字を書こう。



a a a a a



e e e e e



u u u u u

3. 聞こえたアルファベットの小文字を書こう。

① \_\_\_\_\_  
② \_\_\_\_\_  
③ \_\_\_\_\_  
④ \_\_\_\_\_  
⑤ \_\_\_\_\_

a b c d e f g h i j k l m n o p q r s t u v w x y z



# Unit 4

Unit 4-10

## Sounds and Letters

Grade

Class

Name

1. 大文字のとなりに高さや形に気を付けて小文字を書こう。

Mm Nn Rr Ii Tt

2. 小文字を書こう。



m m m m m



n n n n n



r r r r r



i i i i i



t t t t t

3. 聞こえたアルファベットの小文字を書こう。

① \_\_\_\_\_ ② \_\_\_\_\_ ③ \_\_\_\_\_ ④ \_\_\_\_\_ ⑤ \_\_\_\_\_  
\_\_\_\_\_  
\_\_\_\_\_

a b c d e f g h i j k l m n o p q r s t u v w x y z

# Unit 4

Unit 4-01

## Sounds and Letters

Grade

Class

Name

1. 大文字のとなりに高さや形に気を付けて小文字を書こう。

Ff Hh Kk Ll

2. 小文字を書こう。




f f f f f



h h h h h



k k k k k



l l l l l

3. 聞こえたアルファベットの小文字を書こう。

① \_\_\_\_\_ ② \_\_\_\_\_ ③ \_\_\_\_\_ ④ \_\_\_\_\_ ⑤ \_\_\_\_\_  
\_\_\_\_\_  
\_\_\_\_\_

a b c d e f g h i j k l m n o p q r s t u v w x y z

# Unit 4

Unit 4-12

## Sounds and Letters

Grade

Class

Name

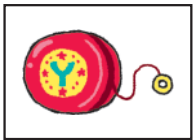
1. 大文字のとなりに高さや形に気を付けて小文字を書こう。

Gg Yy Jj

2. 小文字を書こう。



g g g g g



y y y y y



j j j j j

3. 聞こえたアルファベットの小文字を書こう。

① \_\_\_\_\_  
② \_\_\_\_\_  
③ \_\_\_\_\_  
④ \_\_\_\_\_  
⑤ \_\_\_\_\_

abcdefghijklmnopqrstuvwxyz

# Unit 4

Unit 4-13

## Sounds and Letters

Grade

Class

Name

1. 大文字のとなりに高さや形に気を付けて小文字を書こう。

Bb Dd Pp Qq


2. 小文字を書こう。



b b b b b



d d d d d



p p p p p



q q q q q

3. 聞こえたアルファベットの小文字を書こう。

① \_\_\_\_\_ ② \_\_\_\_\_ ③ \_\_\_\_\_ ④ \_\_\_\_\_ ⑤ \_\_\_\_\_  
\_\_\_\_\_  
\_\_\_\_\_

a b c d e f g h i j k l m n o p q r s t u v w x y z

# Unit 4

## Unit 4-14

### アルファベットの小文字

Grade

Class

Name

1. 空いているところの小文字を書こう。

a □ c □ ef □ hijklm □ o □ qr □ tuv □ xyz

2. 大文字のとなりに小文字を書こう。

A B C D E F G

H I J K L M N

O P Q R S T U

V W X Y Z

3. 小文字を書こう。

\_\_\_\_\_

\_\_\_\_\_

\_\_\_\_\_

4. 友だちの言うアルファベットの小文字を書こう。

① \_\_\_\_\_

\_\_\_\_\_

\_\_\_\_\_

② \_\_\_\_\_

\_\_\_\_\_

\_\_\_\_\_

③ \_\_\_\_\_

\_\_\_\_\_

\_\_\_\_\_

④ \_\_\_\_\_

\_\_\_\_\_

\_\_\_\_\_

⑤ \_\_\_\_\_

\_\_\_\_\_

\_\_\_\_\_




## インタビューシート(1)

Grade

Class

Name

■インタビューの準備じゆんびをしよう。先生のできることを予想して、に巻末かんまつ絵カードをおこう。また、インタビューでの質問の仕方とインタビュー結果を書いてみよう。

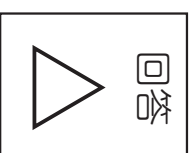


Mr. Tanaka  
Ms.


She can



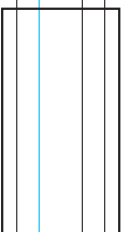
Can you run fast?



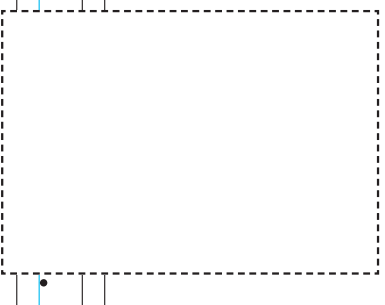
●先生の似顔絵をかこう。



●HeかSheを4線に書こう。



can



Can you

?

回答

Mr.  
Ms.




Grade

Class

Name

Hint Box



She



He

can

Can you \_\_\_\_\_ ?

回答



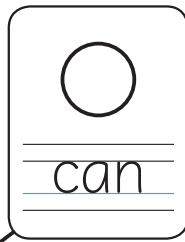

can

Can you \_\_\_\_\_ ?

回答

先生にインタビューしてわかったことを整理しよう。

### 💡 Hint Box 💡



 run fast	 cook	 jump high
 sing well	 play volleyball	 play baseball
 play badminton	 play table tennis	 do judo
 skate	 ski	 do kendo

△ She can't run fast.

○ He can do judo.




■ 自分のできること，できないことを書いてみよう。

○ I can play volleyball.

















△ I can't sing well.



○ I can

△ I can't

#### 💡 Hint Box 💡

 play soccer	 play baseball	 play badminton	 play table tennis	 play the piano
 play the recorder	 ride a unicycle	 swim	 skate	 ski
 do kendo	 do judo	 play shogi	 play kendama	

#### インタビューの結果

Hint Boxから切り取ってはり、スピーチの練習をしよう。

①

			.
--	--	--	---

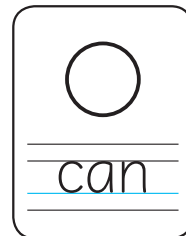
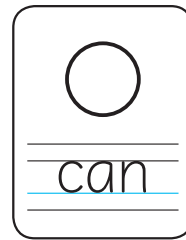



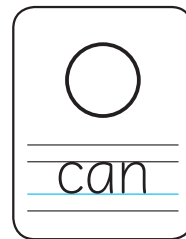



②

			.
--	--	--	---

③

			.
--	--	--	---

#### 💡 Hint Box 💡



### 5×5 Bingo

■ 聞こえたアルファベットの小文字を好きな場所に書こう。

a



b



c



d



e



f



g



h



i



j



k



l



m



n



o



p



q



z



y



x



w



v



u



t



s



r




# Unit 5

## Unit 5-7

### Sounds and Letters

Grade

Class

Name

■ 聞こえたアルファベットの小文字をていねいに書こう。

a



b



c



d



e



f



g



h



i



j



k



l



m



n



o



p



q



z



y



x



w



v



u



t



s



r



■ かくれている生きものをさがしてみよう。


a	n	t	c
p	d	o	g
i	e	g	f
g	b	k	m
d	b	t	c
f	i	s	h
o	g	b	m
x	a	u	t



ant



dog



fish



fox



pig

# Unit 5

## Unit 5-9

### Animals Jingle

Grade

Class

Name

■ Animals Jingleを思い出そう。


単語を聞いて、最初の音のアルファベットの小文字を書こう。



nt




og




lephant



oala



onkey




ig



abbit

abcdefghijklmnopqrstuvwxyz


■ 国の名前を書き写そう。



Japan




Brazil




Canada



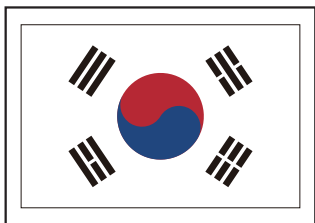
Egypt



Finland



India



Korea



Peru

■ 例にならって書いてみよう。



Hana

I want to go to Canada.




Satoshi

I want to go to Brazil.




I want to go to

あなた



America




Australia




Brazil




Canada




China



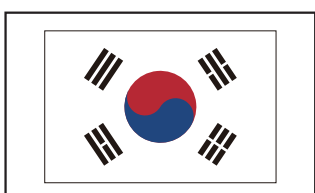
Finland



India



Kenya



Korea



Peru



Spain



Thailand



■ おすすめの国ポスターを作ってみよう。



Let's go to  !

Let's go to \_\_\_\_\_!

You can see \_\_\_\_\_.



You can eat/drink \_\_\_\_\_.




You can buy \_\_\_\_\_.

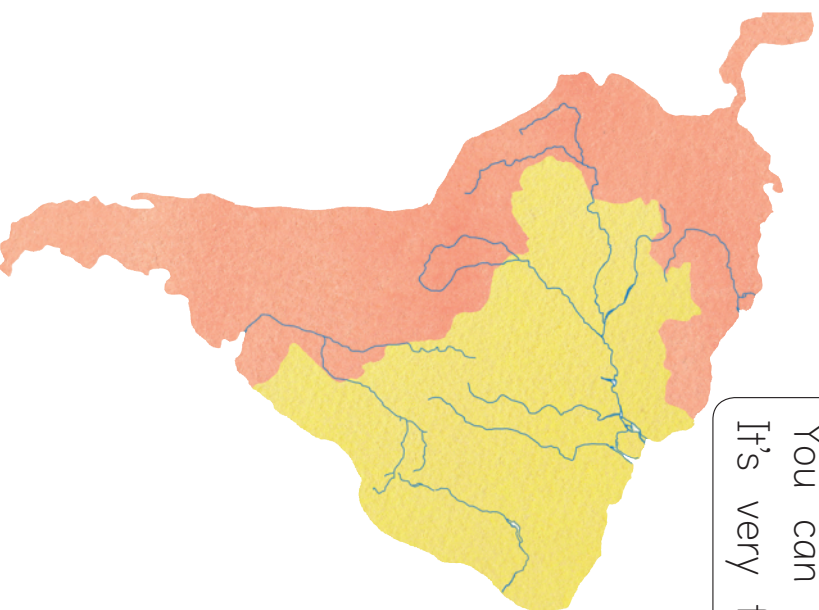
ブラジルのポスターにはどんなことが書かれていますか。  
友だちと相談しながら，わかるところに下線をひいてみよう。

## Enjoy Brazil!

Hello. My name is Kosei.  
Brazil is a nice country.  
You can see Iguazu Falls.  
They are great!



You can see Cristo Redentor, in Corcovado.  
It's very famous.



### Let's Read and Write


Grade

Class

Name

## Enjoy Brazil!

In Brazil, you can visit coffee farms.  
Do you like coffee?  
You can buy good coffee for your family.



You can see the carnival in Rio de Janeiro.  
It's very exciting!



## Enjoy Brazil!

You can see beautiful beaches.



You can take a trip to the Amazon River.  
It's exciting. Thank you.



## Let's Read and Write

Grade

Class

Name

■ Hikariの例を参考にし、自分の行きたい国やしたいことをまとめてみよう。

(見たいもの・食べたいもの・飲みたいもの・買いたいものはいくつ選んでもかまいません)

Hello! My name is Hikari.  
 I want to go to Thailand.  
 I want to see Ayutthaya.  
 I want to eat tom yum kung. It's delicious.  
 I want to buy coconut oil. It's good.  
 Thank you!



Hello! My name is \_\_\_\_\_

\_\_\_\_\_

\_\_\_\_\_

\_\_\_\_\_

I want to go to \_\_\_\_\_

\_\_\_\_\_

\_\_\_\_\_

\_\_\_\_\_

### Let's Read and Write

Grade

Class

Name

I want to see

\_\_\_\_\_

\_\_\_\_\_

\_\_\_\_\_

•

I want to eat

\_\_\_\_\_

\_\_\_\_\_

\_\_\_\_\_

•

It's

\_\_\_\_\_

\_\_\_\_\_

\_\_\_\_\_

•

I want to buy

\_\_\_\_\_

\_\_\_\_\_

\_\_\_\_\_

•

It's

\_\_\_\_\_

\_\_\_\_\_

\_\_\_\_\_

•

 Hint Box 



exciting



delicious



beautiful



great



fun

■ 国の名前と国旗をつなごう。

Japan

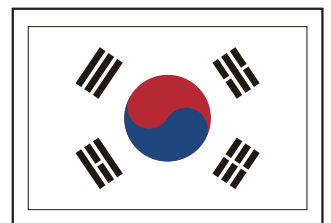



Brazil

Spain

India

Canada

Korea



最初の文字が  
ヒントになるね。



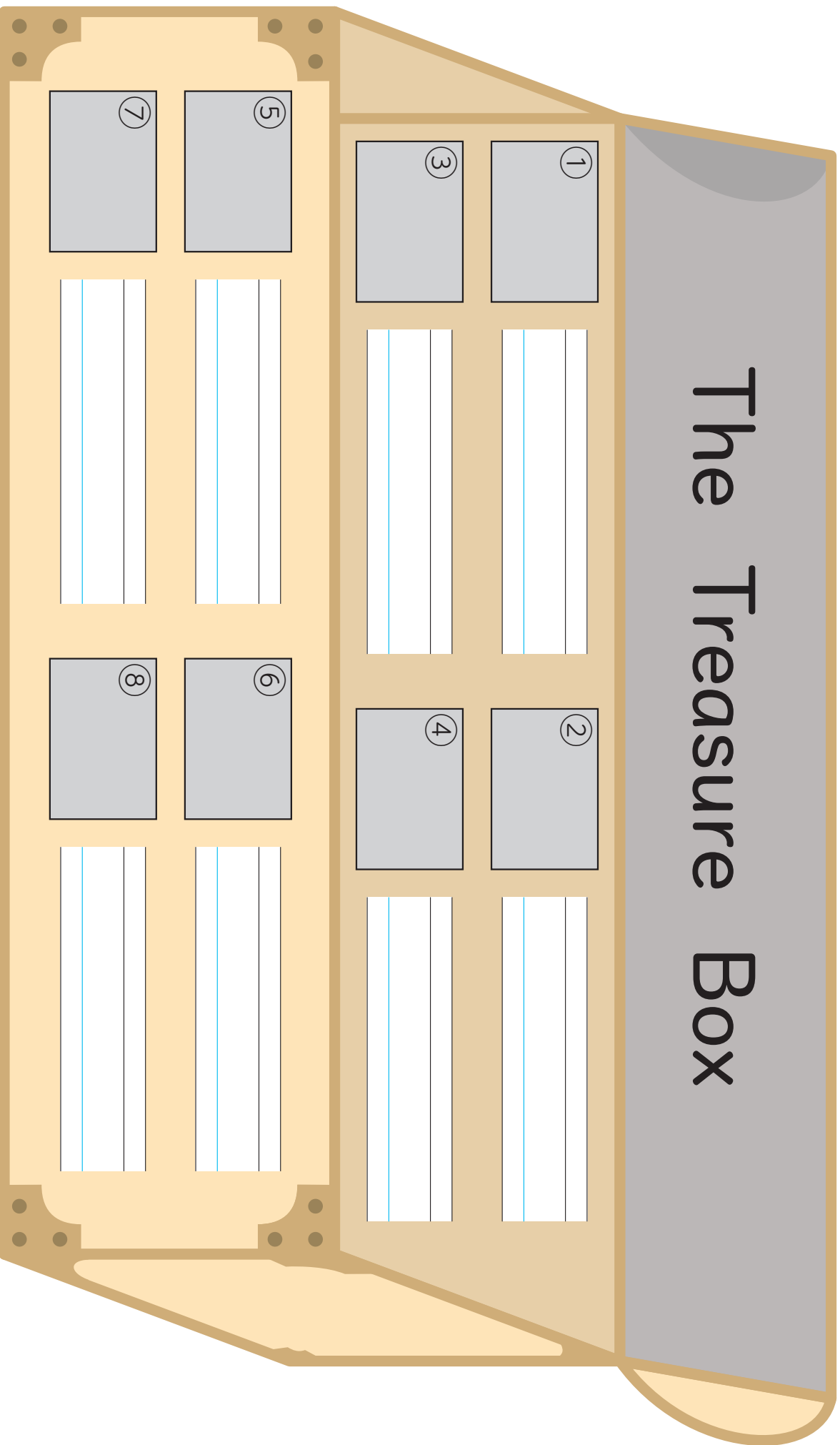
Where is the treasure?

Grade

Class

Name

# The Treasure Box




Where is the treasure?

Grade

Class

Name

# The Secret Code



ö	Λ	⌂	◇	×	⊗	✕	☀	△	∴	⌌	∪	□
a	b	c	d	e	f	g	h	i	j	k	l	m
⌌	⌌	⊕	⌌	⊕	△	♀	⊙		⊕	∴	⌌	⌌
n	o	p	q	r	s	t	u	v	w	x	y	z

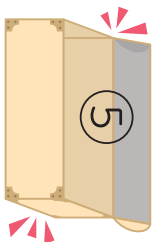
### Where is the treasure?

Grade .....

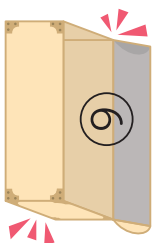
Class .....

Name .....

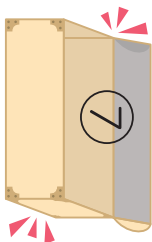
	♂	☞	◇	⊙	↗



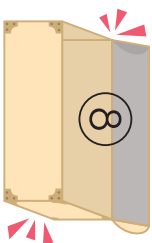
	△	□	▽	∪	×



	◇	⊕	×	⊙	□



	×		×	⊕	↗	☞	⊙	×




# Where is the treasure?

■ 音声をよく聞き，初めの音を聞き取って，そのアルファベットの小文字を書こう。②の言葉を宝箱たからばこに書き写そう。③の言葉を宝箱に書き写そう。


urtle    ce    ouse    ggs

①

③ 

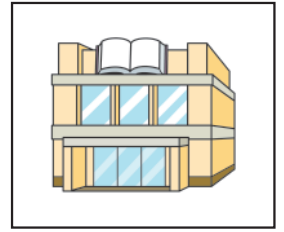

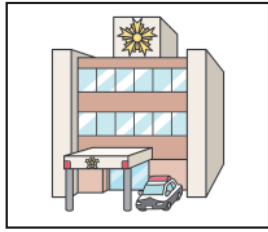
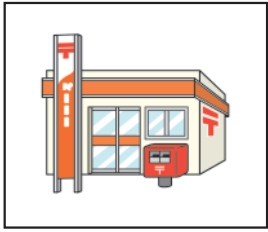
ree    abbit    nt    nake

②   e   ure

④ 

### Let's Read and Write

p.54の施設絵カードを見て、□に入る文字を書き、①の言葉を見つけよう。見つけたら宝箱に書き写そう。



post o □ fice

police st □ tion

super □ arket

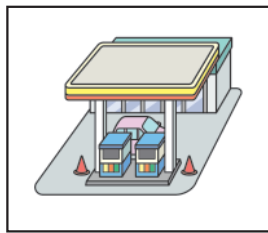
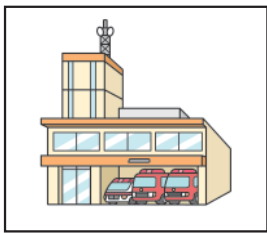
l □ brary

①

□ □ □ □ ly



①



fi □ □ station

gas statio □

□ epartment □ tore

①

f □ i □ □ □ □



②



1. アルファベットの小文字をなぞって書こう。

a b c d e f g h i j k l m n o p q r s t u v w x y z

2. 共通する最初の小文字を選んで、書こう。



( a b c d e )

\_\_\_\_\_

\_\_\_\_\_

\_\_\_\_\_




( a b c d e )

\_\_\_\_\_

\_\_\_\_\_

\_\_\_\_\_





( f g h i j )

\_\_\_\_\_

\_\_\_\_\_

\_\_\_\_\_



( f g h i j )

\_\_\_\_\_


\_\_\_\_\_

\_\_\_\_\_



1. アルファベットの小文字の抜けているところを書こう。

a  c  e f g  i j k l  n o   r s t  v w x y z

2. 共通する最初の小文字を選んで、書こう。




( k l m n o )

( k l m n o )




( p q r s t )

( p q r s t )


1. アルファベットの小文字を書こう。

---



---



---

2. 共通する最初の小文字を選んで、書こう。



( u v w y z )

---



---



---



( u v w y z )

---



---



---



( u v w y z )

---



---



---

**チャレンジ問題**

共通する最後の文字を書こう。



bo



fo



だれかのためにメニューを考えよう(1)

Grade

Class

Name

It's for my



p.64~65のメニューから選んで書いてみよう。



Main Dish

I'd like



Side Dish

I'd



Dessert

I'd



Drink

Blank handwriting lines for practicing the word 'I'd'.

# Unit 8

## Unit 8-2

### だれかのためにメニューを考えよう(2)

Grade

Class

Name



--


60	61	62	63	64	65	66	67	68	69
70	71	72	73	74	75	76	77	78	79
80	81	82	83	84	85	86	87	88	89
90	91	92	93	94	95	96	97	98	99

100	110	120	130	140	150	160	170	180	190
200	210	220	230	240	250	260	270	280	290
300	310	320	330	340	350	360	370	380	390
400	410	420	430	440	450	460	470	480	490
500	510	520	530	540	550	560	570	580	590
600	610	620	630	640	650	660	670	680	690
700	710	720	730	740	750	760	770	780	790
800	810	820	830	840	850	860	870	880	890
900	910	920	930	940	950	960	970	980	990


下の絵を順に発音し、初めの音が同じものを5つ見つけて○をしよう。

START

①



②



③



⑥




⑤



④



⑦



⑧



⑨



仲間の初めの音の文字は

\_\_\_\_\_

\_\_\_\_\_

\_\_\_\_\_

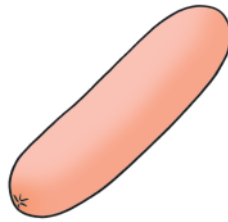
下の絵を順に発音し、初めの音が同じものを5つ見つけて○をしましょう。

START


①




②




③



⑥



⑤



④



⑦



⑧



⑨



仲間の初めの音の文字は

\_\_\_\_\_

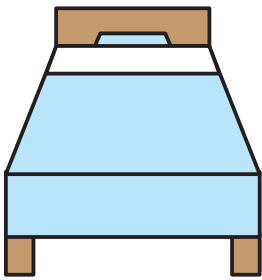
\_\_\_\_\_

\_\_\_\_\_

下の絵を順に発音し、初めの音が同じものを5つ見つけて○をしましょう。

START

①



②



③



⑥



⑤



④



⑦



⑧



⑨



仲間の初めの音の文字は


\_\_\_\_\_

\_\_\_\_\_


\_\_\_\_\_

1. かくれている食べ物をさがしてみよう。

s	e	g	g	f
a	d	o	j	i
l	e	g	a	s
a	b	k	m	h
d	o	n	u	t




egg



donut



jam




fish



salad

2. オリジナルワードサーチを作ろう。



■ 食べ物の最初の音を考えながら小文字を書こう。



izza

\_\_\_\_\_


\_\_\_\_\_



ish

\_\_\_\_\_

\_\_\_\_\_



melet

\_\_\_\_\_


\_\_\_\_\_



alad

\_\_\_\_\_

\_\_\_\_\_



ot dog

\_\_\_\_\_

\_\_\_\_\_

a



b



c




d



e



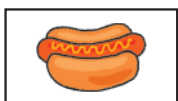
f



g



h



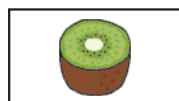
i



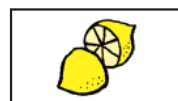
j



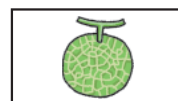
k



l



m



n



o



p



q



r



s



t




u



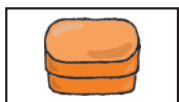
v



w




x



y




z





# Let's Read and Write

■ 自分のヒーローを考えて、書いてみよう。



She is my sister, Kayo.

He/She is my .




father




mother




brother



sister




grandfather



grandmother



friend



### Let's Read and Write


Grade

Class

Name

■自分が紹介しょうかいしたいヒーローのことができることを1つ選び、書いてみよう。

She can play the flute well.



He/She can

well.



play the piano



play the recorder



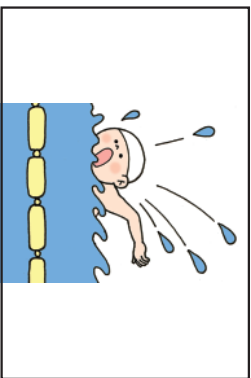
play kendama



play badminton



do kendo



swim



skate



ski



cook



sing well

### Let's Read and Write

Grade

Class

Name

■自分が紹介しょうかいしたいヒーローの得意なことを1つ選び、書いてみよう。


She is good at playing the piano.



He/She is good at



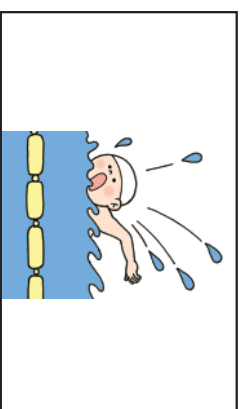
playing the recorder




playing kendama



playing badminton



swimming



skating



skiing



cooking



singing

単語の最後が少し変わったよ。気を付けよう。



### Let's Read and Write

■ 自分が紹介したいヒーローはどんな人かを選んで書いてみよう。



She is cool.

He/She is



friendly



fantastic




great



active



kind



gentle



nice



cool

andをつないで2つ書いてもいいよ!



## Let's Read and Write

■ 次の文を読んで書き写そう。

下に紹介したい人の絵（または写真）を  
いれよう。



She is my hero.

He/She is my hero.


My hero

## Sounds and Letters

■ aからeまでの (2個) ジングルを言った後, 最初の音の小文字を書こう。(p.74~75)



nt



pple




anana



ear




at




ow




og



onut




gg



lephant

■ fからjまでの（2個）ジングルを言った後，最初の音の小文字（大文字）を書こう。（p.74～75）




ish



ive




oat



orilla



at




orse



nk



taly




am



et


■ kからoまでの (2個) ジングルを言った後, 最初の音の小文字を書こう。(p.74~75)




ing



oala



emon



ion



ilk



onkey




et



otebook




melet




nion



■ pからtまでの（2個）ジングルを言った後，最初の音の小文字を書こう。（p.74～75）



en



ig



ueen



uiz



acket



ed



even



un




en



iger

■ uからzまでの (2個) ジングルを言った後, 最初の音の  
小文字を書こう。(p.74~75)



mbrella



p




est



olleyball



atch




olf



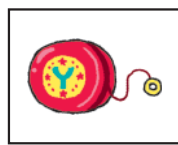
bo



fo



ak



o-yo



ebra



oo

# My New Friend

Hi, my name is Kazu.  
I like cats and dogs.  
I like soccer and baseball.



I'm eleven years old.  
My birthday is April 8th.  
It's a special day today.  
We have a new student.

*Maria:* Hi, everyone!

It's Monday today.  
Our first class is Japanese.

*Maria:* Hello.

*Kazu:* ....

*Maria:* Can you teach me Japanese?

*Kazu:* Sure!



# My New Friend

*Maria:* Do you have your math textbook?

*Kazu:* Yes, I do.

*Kazu:* Here you are.

*Maria:* Thank you, Kazu.



*Kazu:* Do you like math?

*Maria:* Yes. I like math very much.

Maria can do math very well.



At lunch time ...

*Maria:* I have a brother.

He is a junior high school student.

We sometimes play soccer together.




# My New Friend

On our way home ...

*Maria:* Where is the park?

*Kazu:* Go straight and turn right.

We can teach Maria about our town.



Later in the afternoon ...

*Maria:* Hi, Kazu!

Let's play soccer together.  
We have a great time, but ...

I can teach Maria Japanese.

*Maria:* Thank you, Kazu.

*Kazu:* You're welcome, Maria.

I want to speak English more.

We are good friends.

